

## EN - Instructions for use

### IMPORTANT – READ CAREFULLY – KEEP FOR FUTURE REFERENCE

- a) **WARNING** "High beds and the upper bed of bunk beds are not suitable for children under six years due to the risk of injury from falls";
- b) **WARNING** "Bunk beds and high beds can present a serious risk of injury from strangulation if not used correctly. Never attach or hang items to any part of the bunk bed that are not designed to be used with the bed, for example, but not limited to ropes, strings, cords, hooks, belts and bags"
- c) **WARNING** "Children can become trapped between the bed and the wall, a roof pitch, the ceiling, adjoining pieces of furniture (e.g. cupboards) and the like. To avoid risk of serious injury the distance between the top safety barrier and the adjoining structure shall not exceed 75 mm or shall be more than 230 mm";
- d) **WARNING** Do not use the upper bunk bed or a raised bed if a part of the structure is missing or broken. Spare parts should be requested from the manufacturer or shop.
- e) It is essential that the manufacturer's instructions on assembly and use are followed.
- f) The recommended size of the mattress to be used with the bed is 1900 mm x 900mm, **Maximum mattress thickness: 150mm**,
- g) Mattresses must be aired to maintain a low humidity and to stop moisture building up in the bed and its surroundings.
- k) The fastenings put in place on assembly should all be properly tightened and regularly checked. Retighten the fastenings as necessary.
- l) This complies with the requirements of the European Safety Standard EN747-1&2:2012+A1:2015
- m) The presence of a night light could give more safety for a child sleeping in an upper bed.

## ES - Instrucciones de empleo

### IMPORTANTE – LEER CON ATENCIÓN –CONSERVAR PARA FUTURAS REFERENCIAS

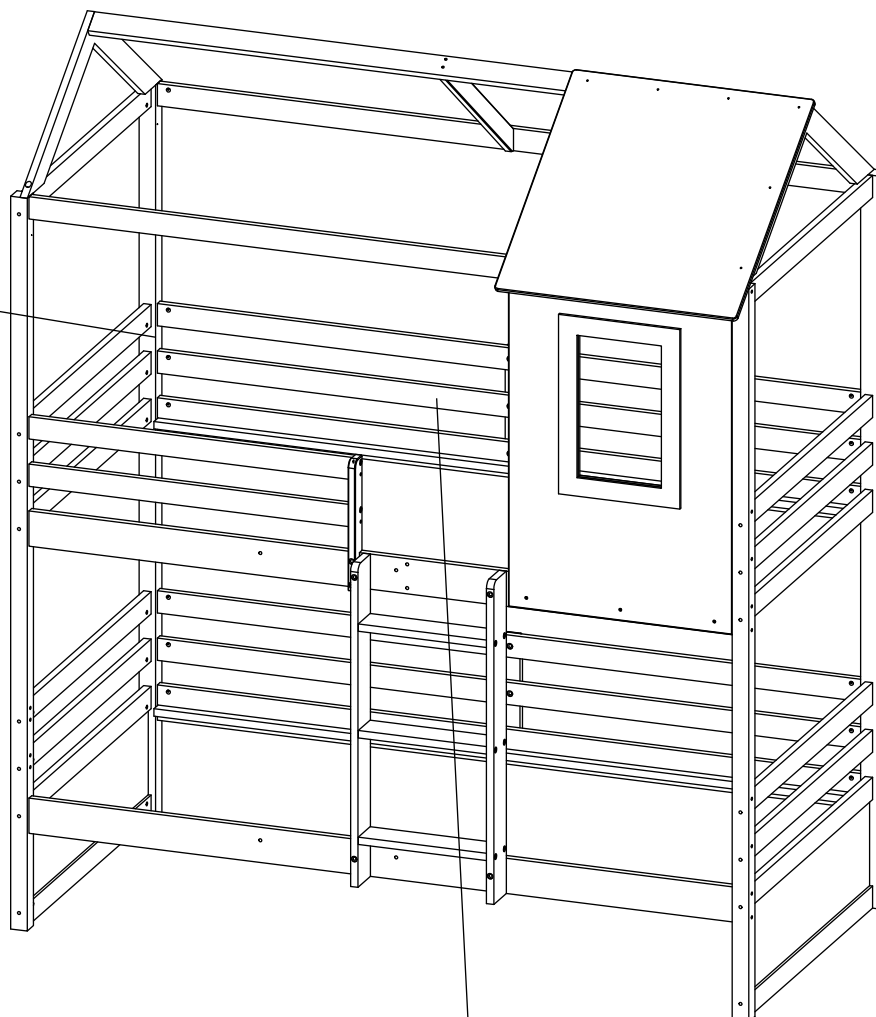
- a) **ADVERTENCIA** Las camas elevadas y la cama superior de las literas no son convenientes para niños menores de seis años debido al riesgo de lesiones por caída.
- b) **ADVERTENCIA** Si no se emplean correctamente, las camas elevadas y las literas podrían presentar riesgo de lesiones por estrangulación. No enganche o suspenda elementos a las partes de la litera que no estén destinadas a emplearse con la cama. Estos elementos pueden ser, sin que por ello la lista sea limitativa, cuerdas, cintas, cordones, ganchos, cinturones y bolsas,
- c) **ADVERTENCIA** Los niños podrían quedar atrapados entre la cama y la pared, una parte del techo inclinada, el techo, muebles adyacentes (armarios por ejemplo) u otros. Para evitar cualquier riesgo de lesión grave, la distancia entre la barrera de seguridad superior y los elementos que la rodean no deberán superar los 75 mm o ser superiores a 230 mm,
- d) **ADVERTENCIA** No utilice una litera o cama elevada si una pieza de la estructura falta o está dañada. Las piezas de recambio deberán solicitarse al fabricante o a la tienda.
- e) Siempre será obligatorio seguir las instrucciones de montaje y empleo del fabricante,
- f) El tamaño del colchón recomendado para la cama es de 1900mm x 900mm, **Espesor máximo del colchón: 150mm**,
- g) También será necesario ventilar la habitación para mantener un nivel de humedad poco elevado y evitar el desarrollo de mohos en la cama y su entorno,
- k) Los dispositivos de ensamblaje deberán apretarse de manera adecuada y comprobarse regularmente. Apretarlos si fuera necesario
- l) Cumple los requisitos europeos de seguridad de la norma EN747-1&2:2012+A1:2015
- m) una luz de noche ofrecerá más seguridad al niño que duerma en la cama superior.

# mue mue

KID'S HOME



The maximum thickness of the mattress line  
El grosor máximo del colchón está indicado por la línea



## mue mue

KID'S HOME



Muemue home, S.L CIF:B09809443  
Dirección Polígono  
Industrial La Vila calle  
Ribera 7 CP:46819  
Novetlé Valencia España  
Spain telf. +34 607 78 07 54  
Ref: XZMU0311-8PI/8B  
Size: 2010x1047x2333mm  
Litera Montessori. Lot: PO 00369



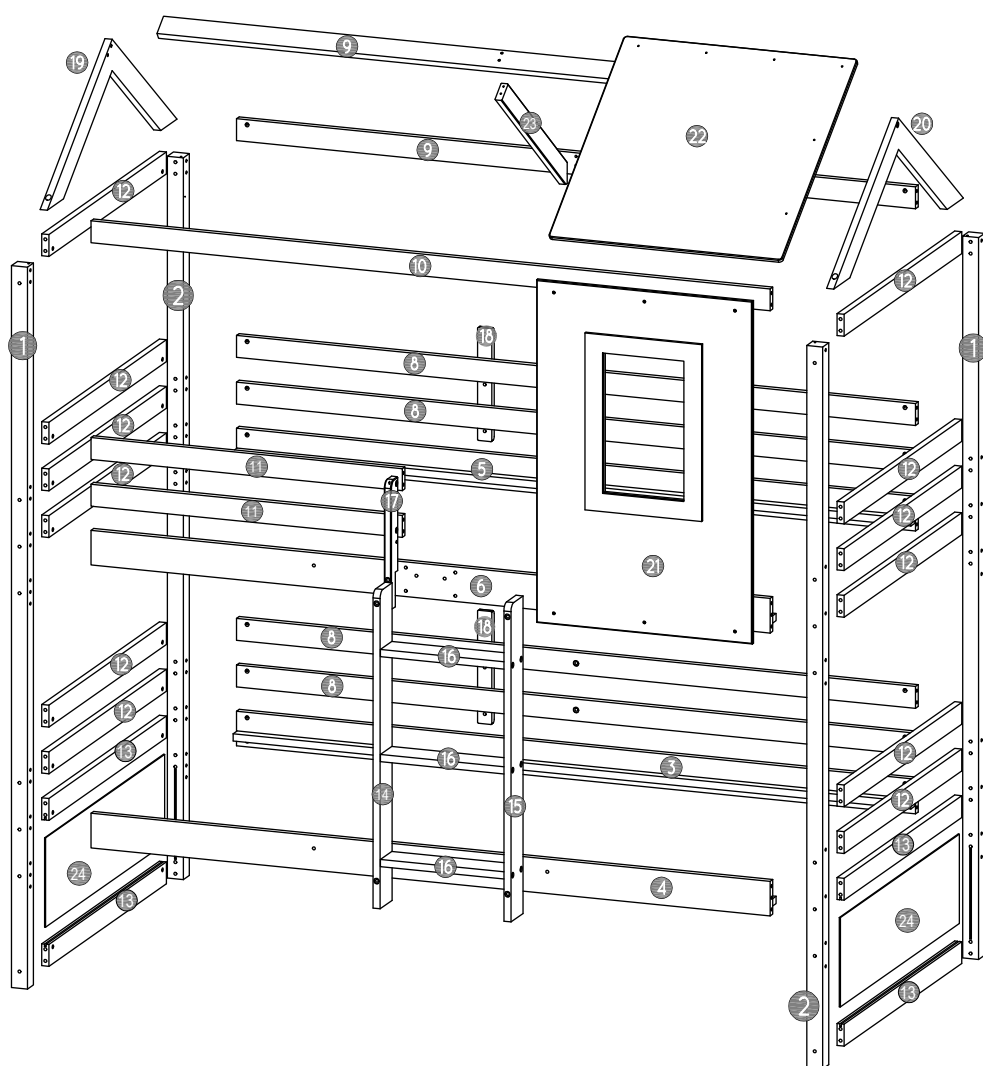
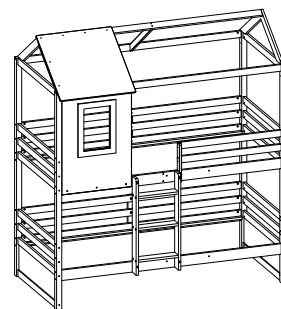
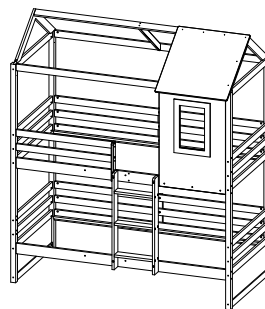
Conforme Normativa Europea  
EN NF 747-1 y 2+A1:2015.  
La cama superior no es adecuada  
para menores de 6 años.

Conform with the Norm EN NF 747-1  
and 2+A1:2015. This high bed is not  
suitable for children under six years.



# Ref. MU0311-8B/8PI


sn: 230213



- |         |  |     |
|---------|--|-----|
| A       |  | x62 |
| M6*90   |  |     |
| B       |  | x66 |
| M6      |  |     |
| C       |  | x64 |
| Φ8*30   |  |     |
| D       |  | x4  |
| M6*100  |  |     |
| E       |  | x2  |
| M6*40   |  |     |
| F       |  | x6  |
| M6*25   |  |     |
| G       |  | x12 |
| M6*20   |  |     |
| H       |  | x4  |
| M6*60   |  |     |
| J       |  | x4  |
| Φ7*50   |  |     |
| K       |  | x16 |
| Φ6*50   |  |     |
| L       |  | x64 |
| Φ4*30   |  |     |
| M       |  | x12 |
| Φ4*25   |  |     |
| N       |  | x4  |
| Φ4*16   |  |     |
| O       |  | x2  |
| Φ3.5*12 |  |     |
| P       |  | x2  |
| Q       |  | x4  |
| R       |  | x1  |
| T       |  | x90 |

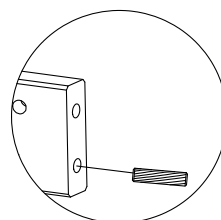
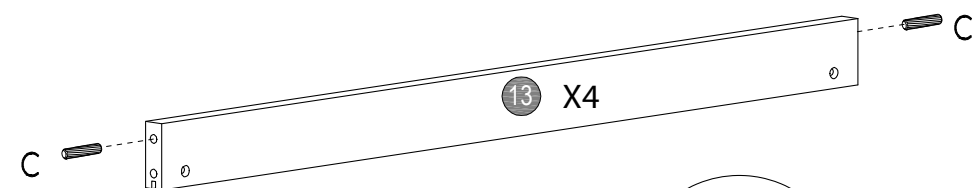
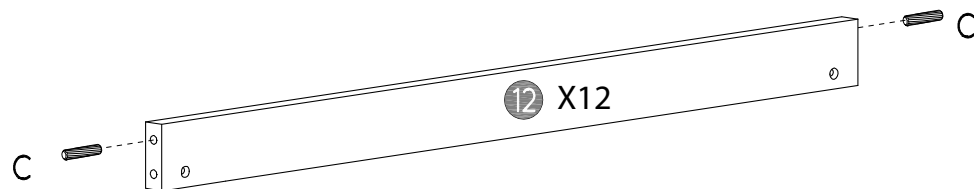
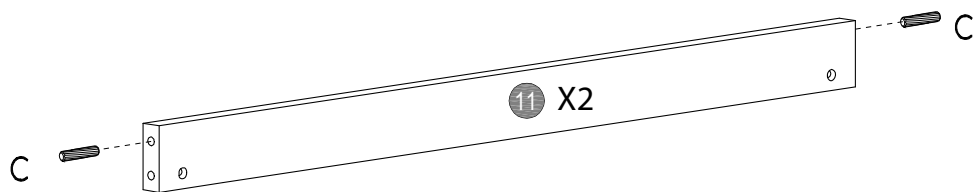
**mue**  
mue  
HOMES  
S.D


To receive assistance please contact us  
Para recibir asistencia por favor contáctanos  
(+34) 607 780 754 / [muemue@muemue.com](mailto:muemue@muemue.com)



Assemble on a carpet / Montar sobre una alfombra

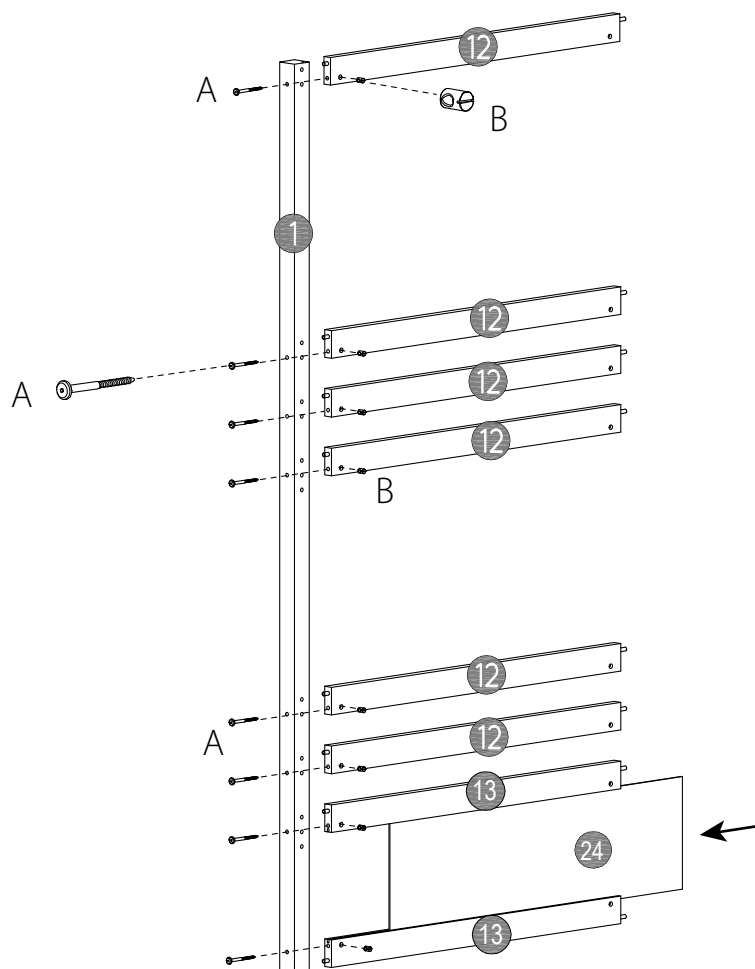
1

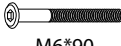



(C)   $\Phi 8 \times 30$  (x36)

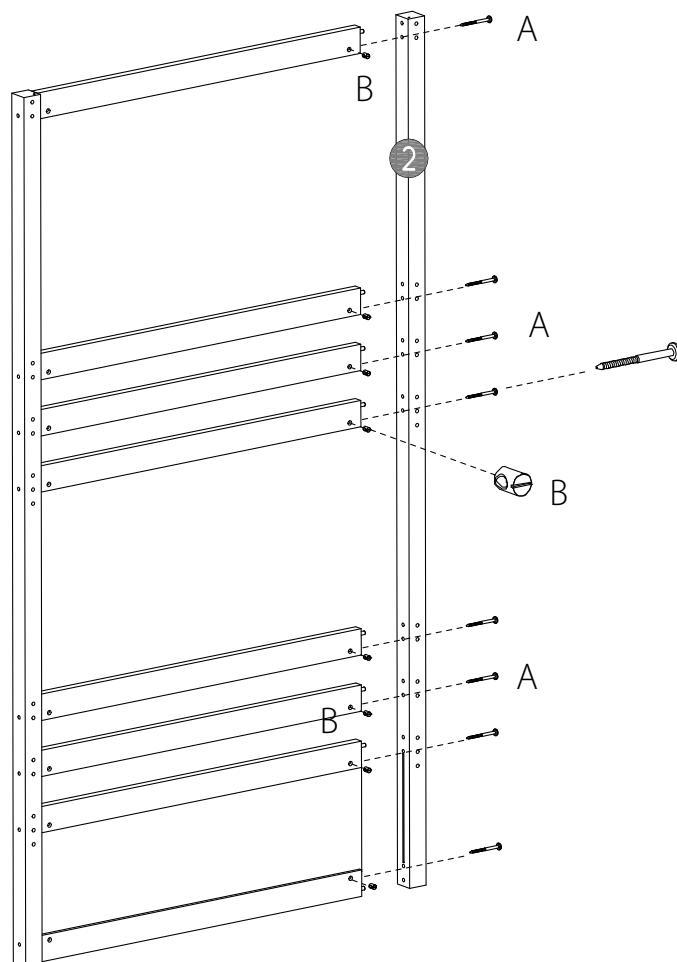
2

x2

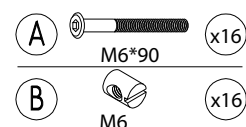


(A)  M6\*90 (x16)  
(B)  M6 (x16)

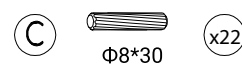
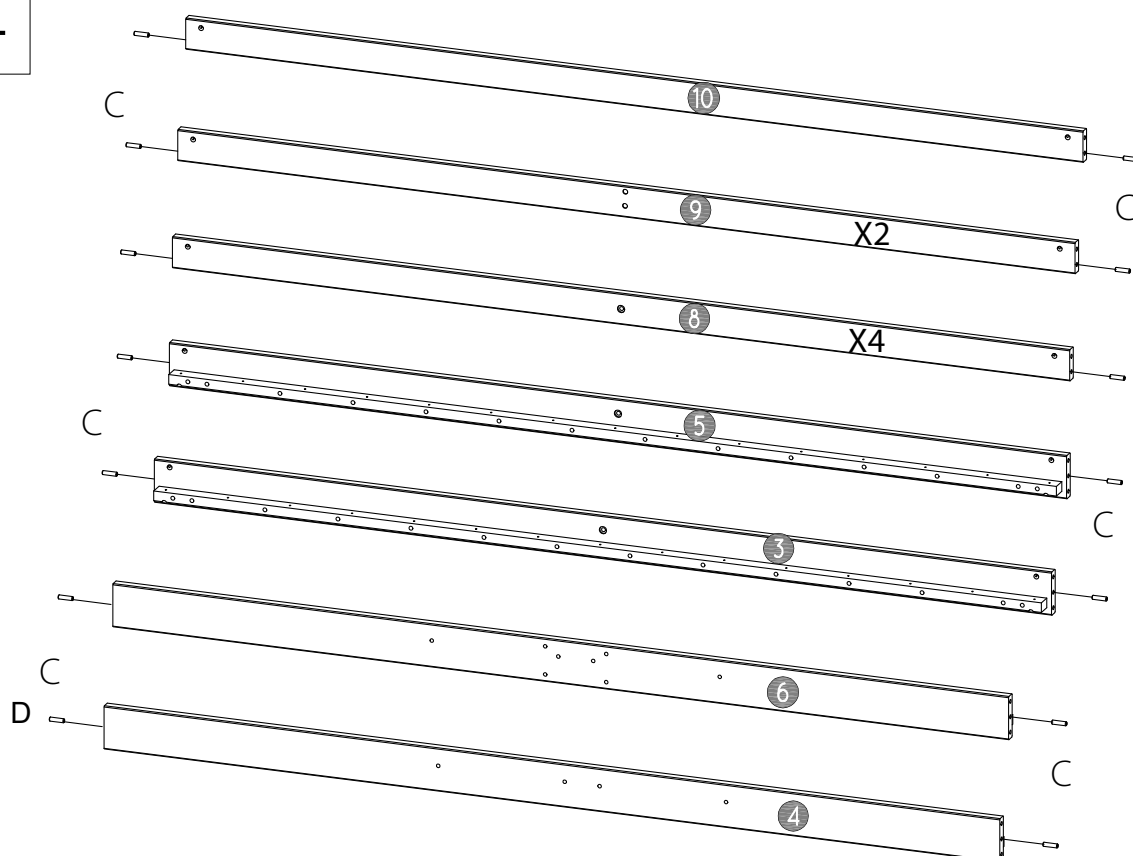
3



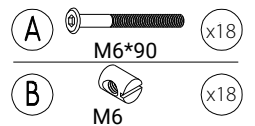
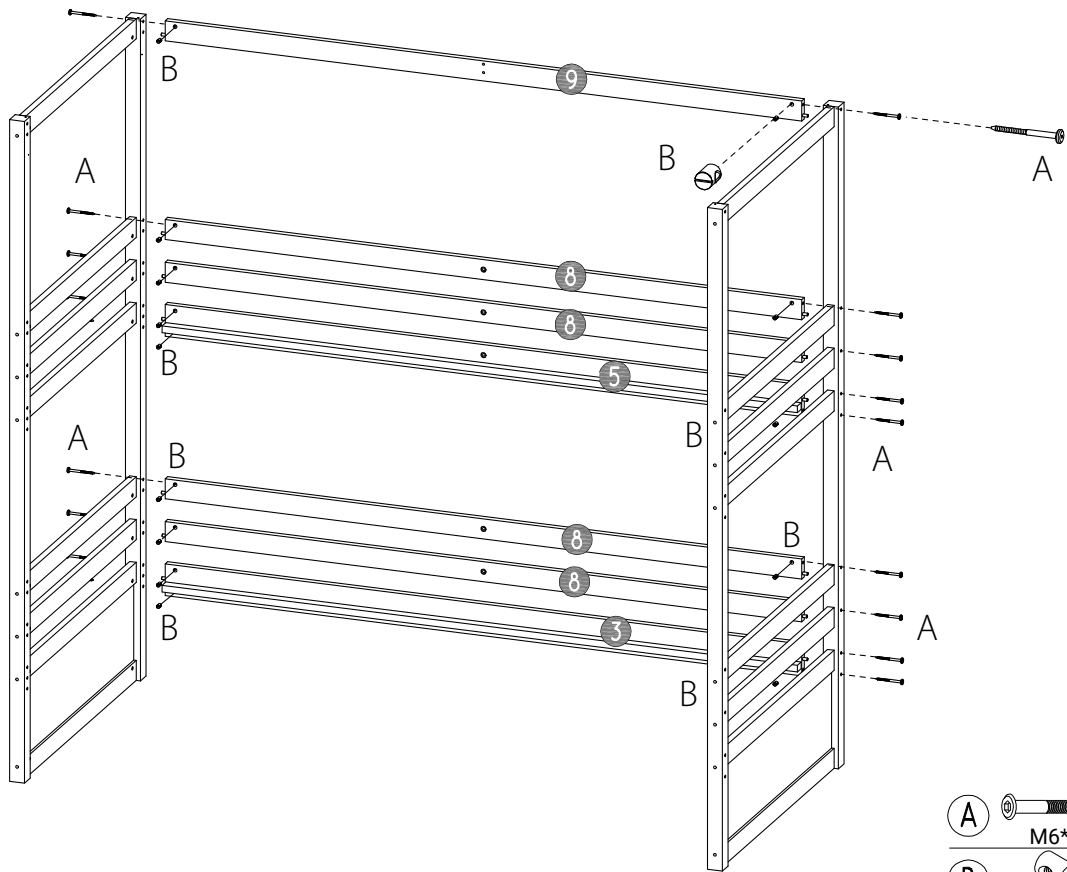
x2



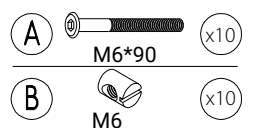
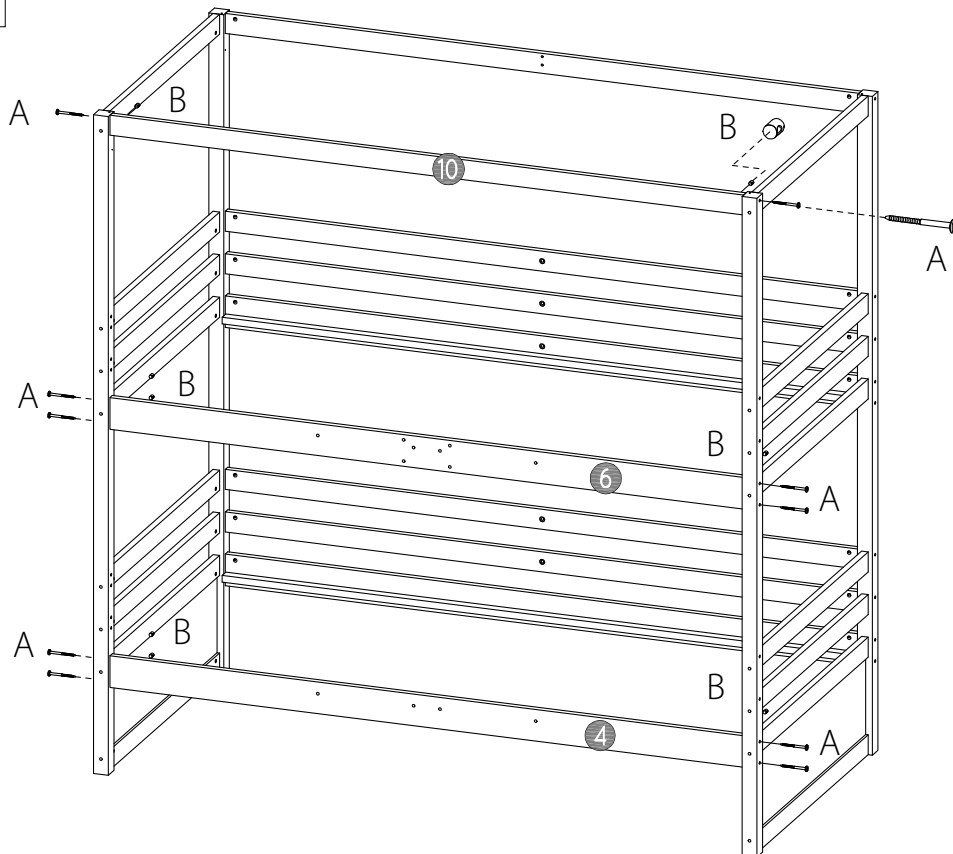
4



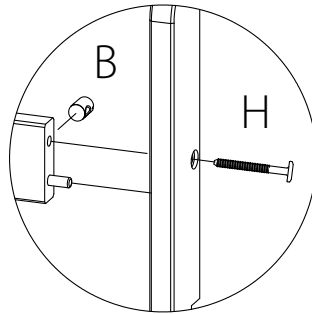
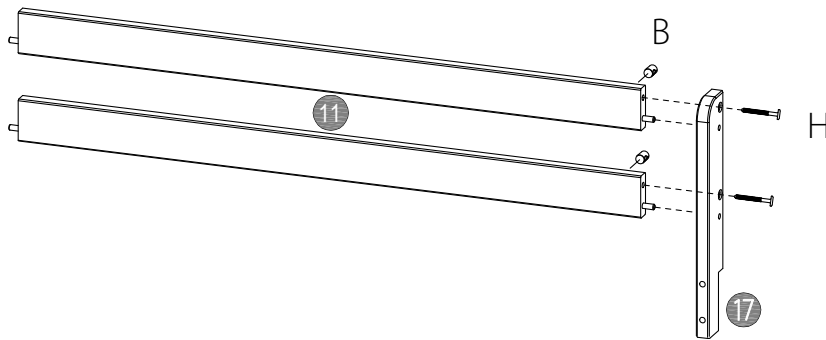
5





6

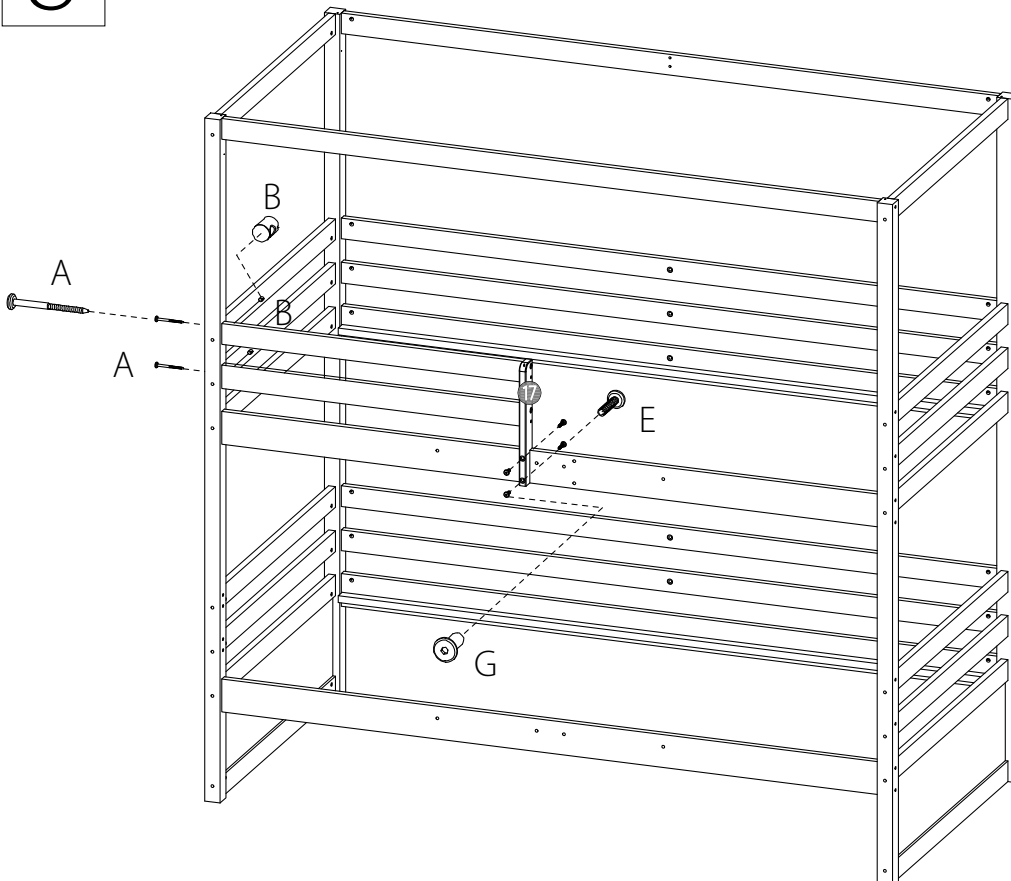






7



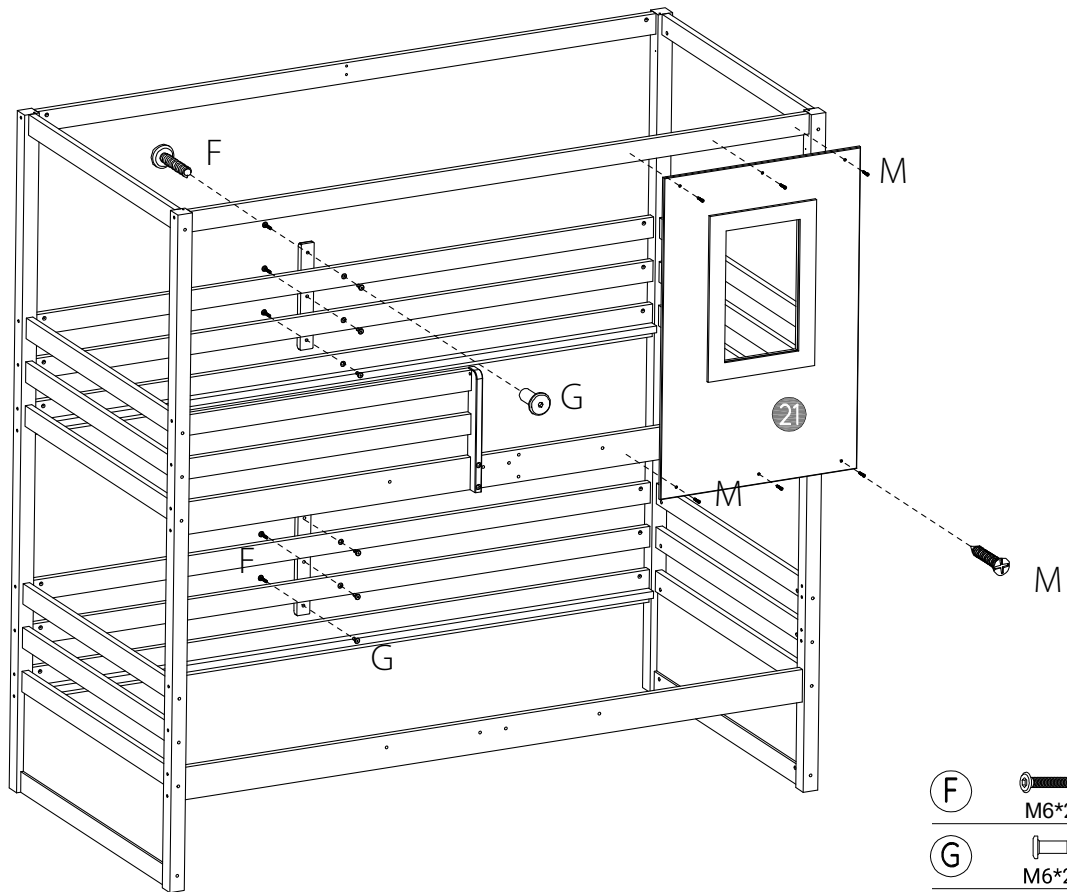
H		M6*60	x2
B		M6	x2




8



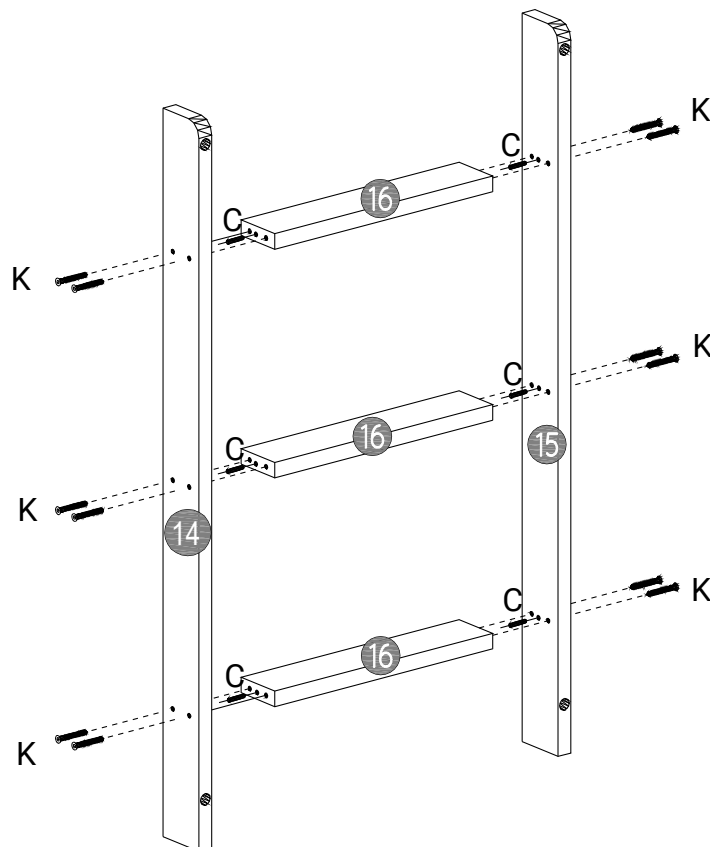
A		M6*90	x2
B		M6	x2
E		M6*40	x2
G		M6*20	x2



9



F		x6
G		x6
M		x6

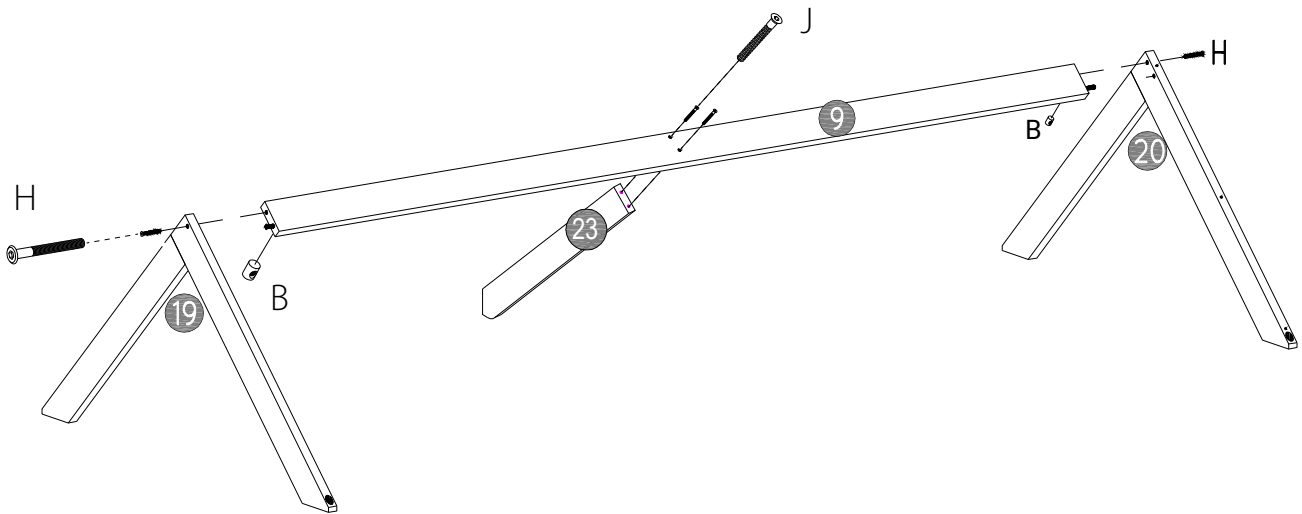
10






C		x6
K		x12

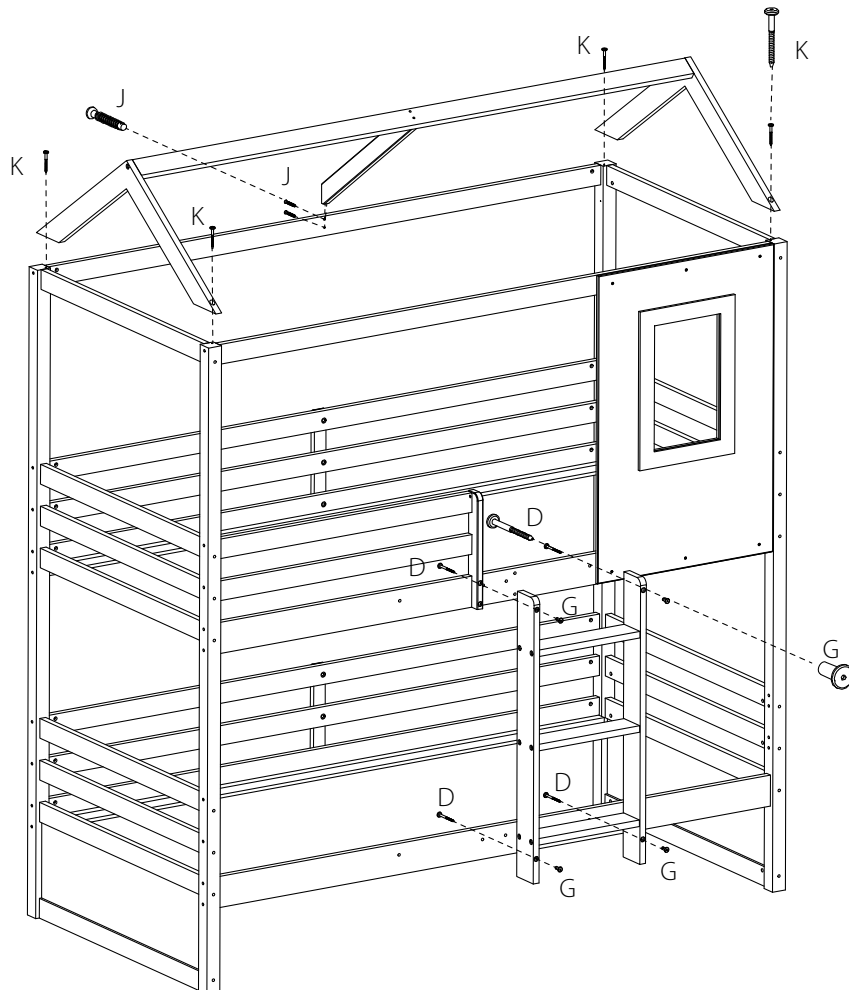






11



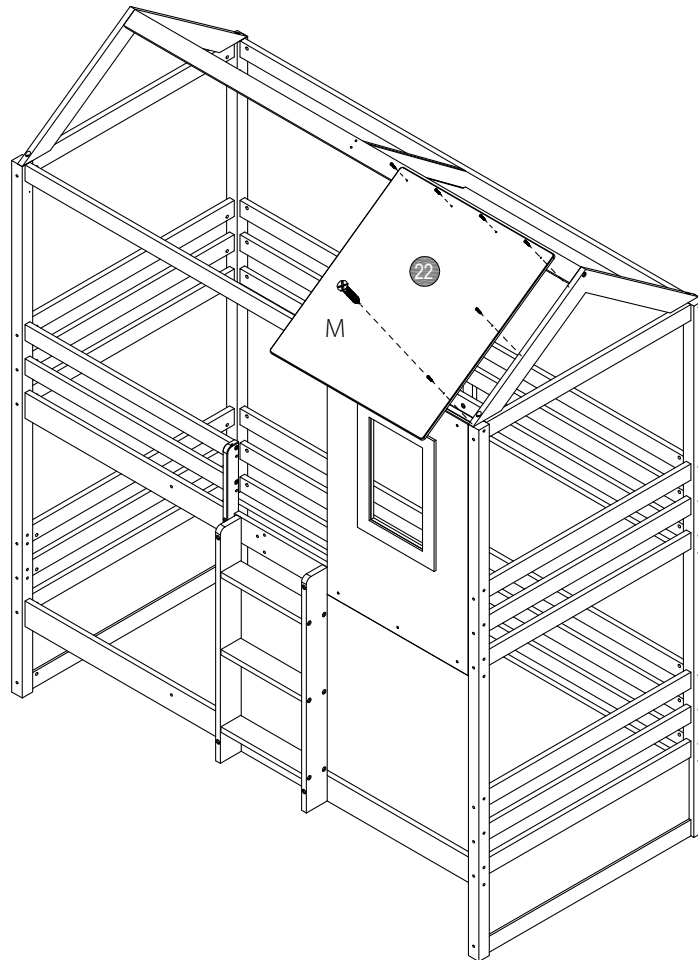
B		M6	x2
H		M6*60	x2
J		Φ7*50	x2


12



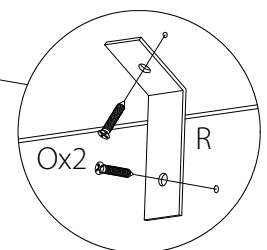
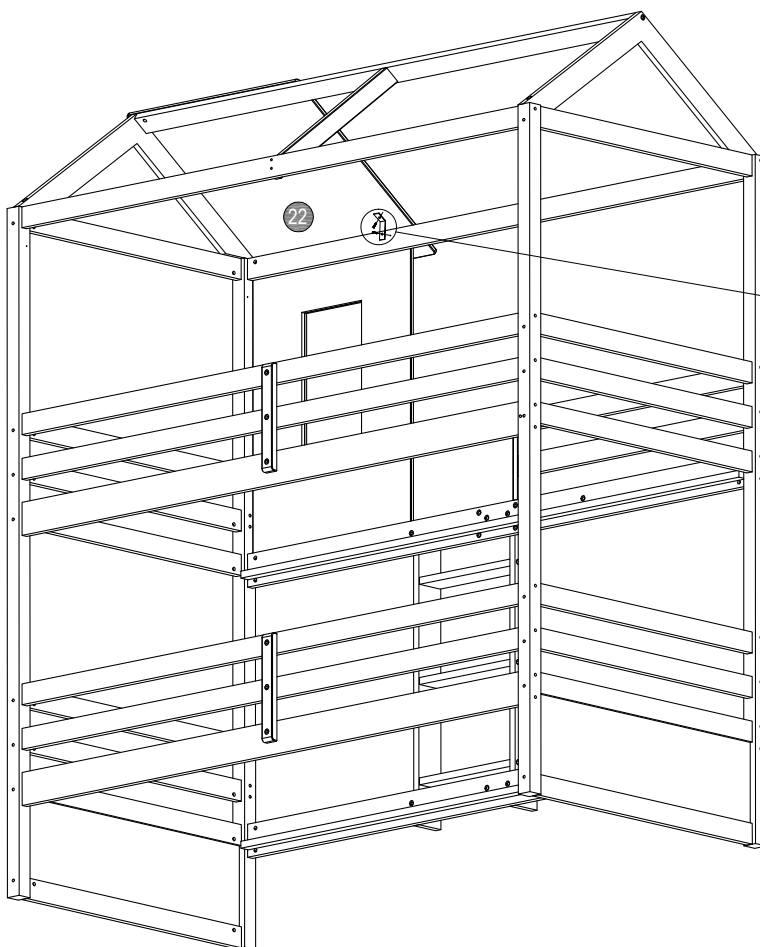
D		M6*100	x4
G		M6*20	x4
J		Φ7*50	x2
K		Φ6*50	x4


13




(M)   $\Phi 4 \times 25$  (x6)

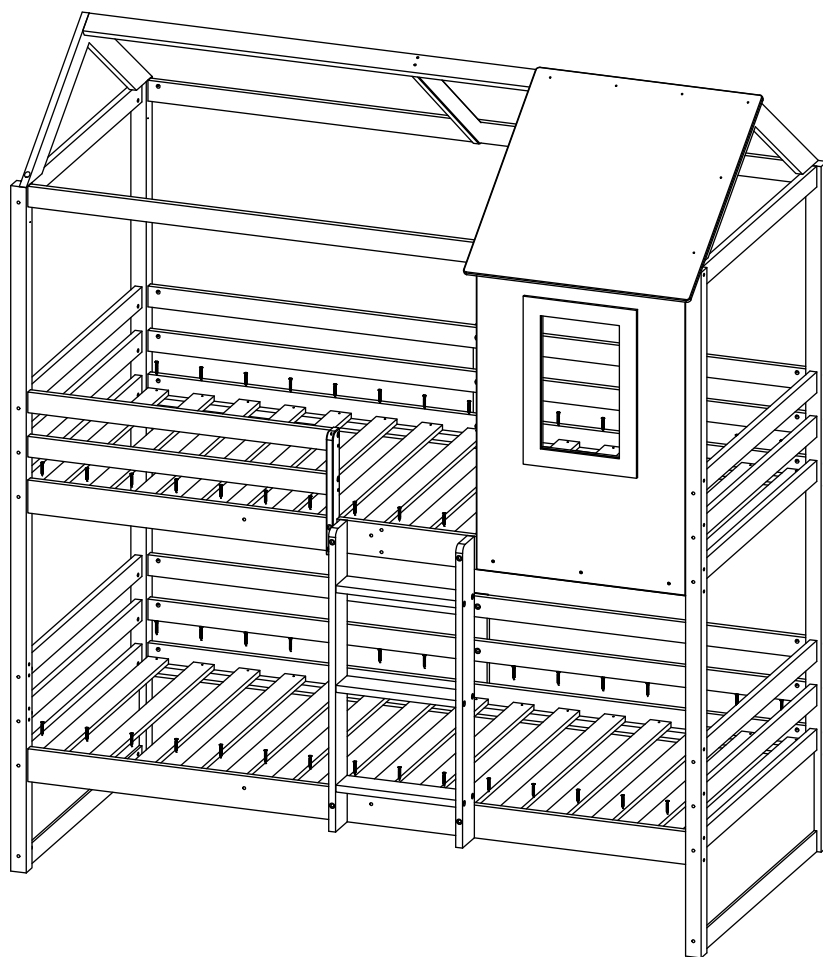
14




(O)   $\Phi 3.5 \times 12$  (x2)

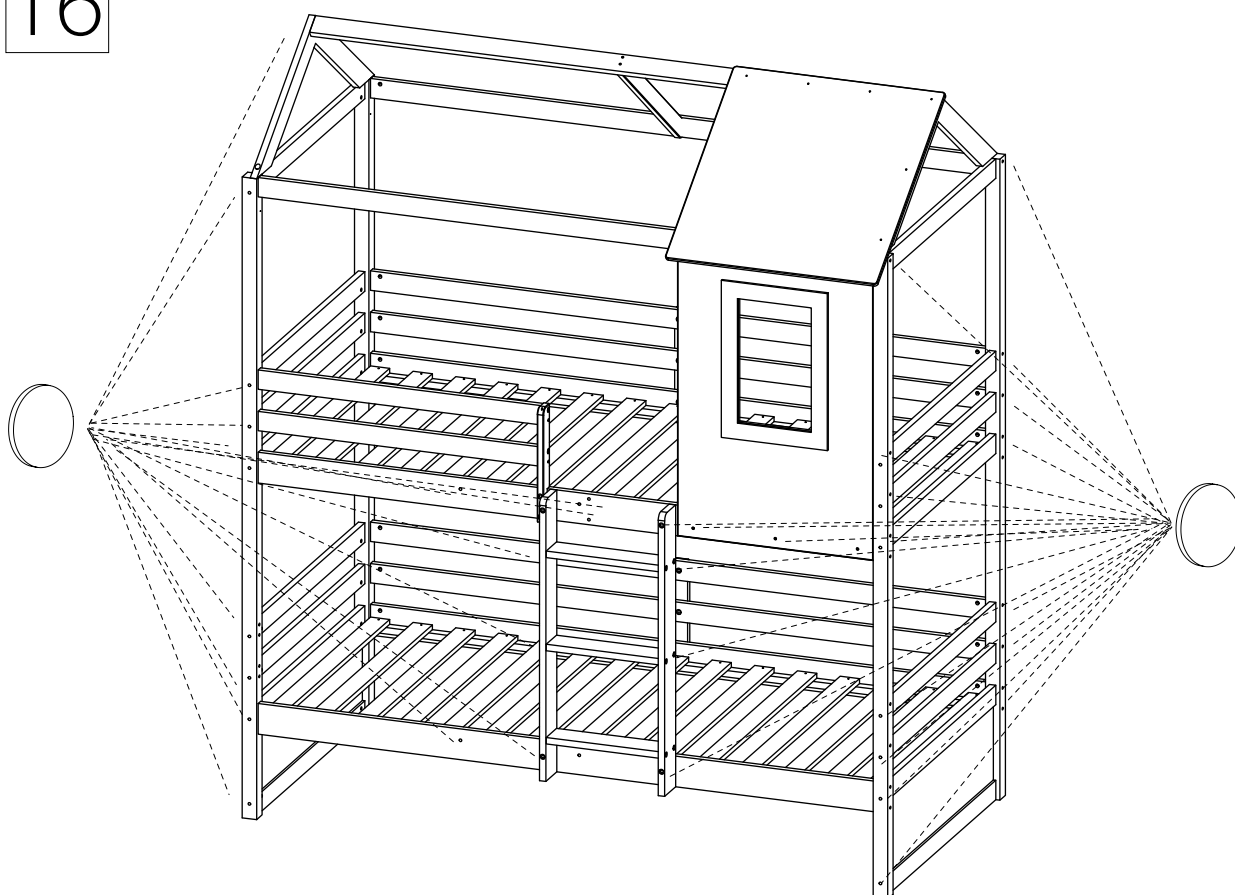
(R)  (x1)

15



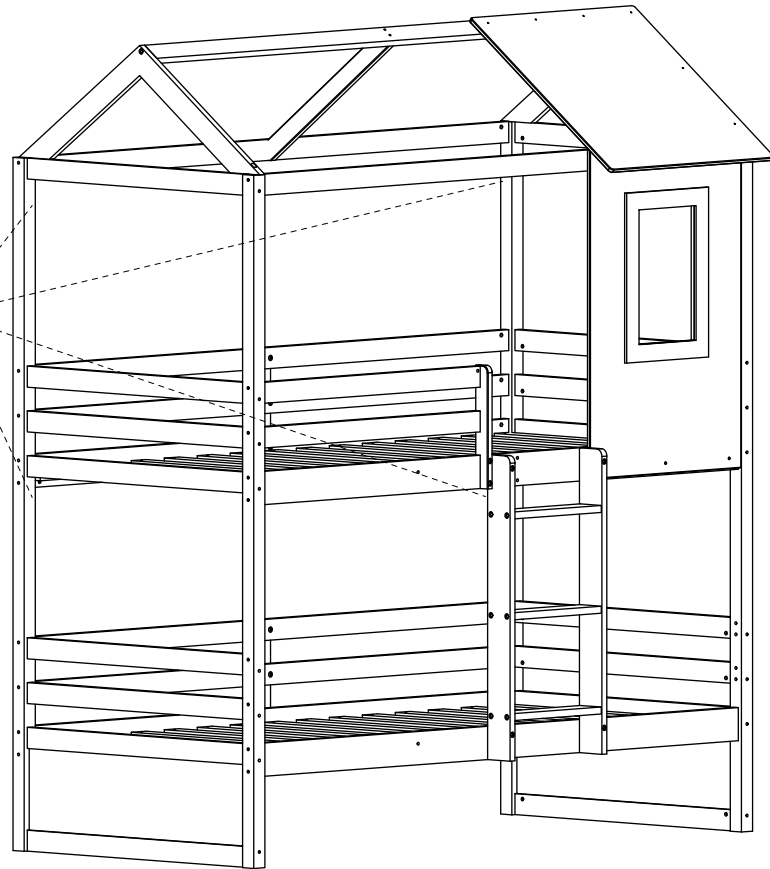
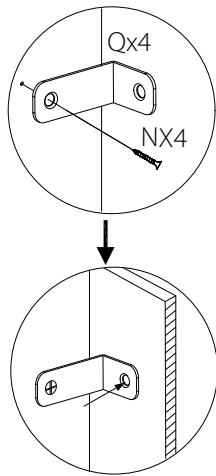
(L)   $\Phi 4 \times 30$  (x64)

16



(T)  (x90)

17



Por favor encuentre el herraje más adecuado para su tipo de pared.  
Please find the most suitable hardware to fix on the Wall.

